

Spring 4-11-2016

Minimizing the energy and economic penalty of CCS power plants through waste heat recovery systems

Vaclav Novotny
CTU, vaclav.novotny@fs.cvut.cz

Monika Vitvarova
CTU

Michal Kolovratnik
CTU

Zdenek Hrdina
UJV

Follow this and additional works at: http://dc.engconfintl.org/co2_summit2

 Part of the [Environmental Engineering Commons](#)

Recommended Citation

Vaclav Novotny, Monika Vitvarova, Michal Kolovratnik, and Zdenek Hrdina, "Minimizing the energy and economic penalty of CCS power plants through waste heat recovery systems" in "CO2 Summit II: Technologies and Opportunities", Holly Krutka, Tri-State Generation & Transmission Association Inc. Frank Zhu, UOP/Honeywell Eds, ECI Symposium Series, (2016).
http://dc.engconfintl.org/co2_summit2/49

This Abstract and Presentation is brought to you for free and open access by the Proceedings at ECI Digital Archives. It has been accepted for inclusion in CO2 Summit II: Technologies and Opportunities by an authorized administrator of ECI Digital Archives. For more information, please contact franco@bepress.com.

MINIMIZING THE ENERGY AND ECONOMIC PENALTY OF CCS POWER PLANTS THROUGH WASTE HEAT RECOVERY SYSTEMS

Vaclav NOVOTNY¹, Monika VITVAROVA¹, Michal KOLOVRATNIK¹, Zdenek HRDINA²

¹FME Czech Technical University in Prague, Department of Energy Engineering, Technicka 4, 166 07 Prague 6, Czech Republic

²UJV Rez, a. s. Hlavní 130, Rez, 250 68 Husinec, Czech Republic

INTRODUCTION

Implementation of currently considered and available CCS technologies into fossil power plants brings inevitable technical, energy and economic penalty. This is getting even larger when fossil fuels such as low rank coal are being utilized. All three generally considered CCS technologies were modelled – oxyfuel combustion and ammonia based post-combustion (subcritical power plant with fuel drying) and pre-combustion (IGCC with Rectisol wash for CO₂ separation).

CCS technologies generally produce significant amounts of waste heat, more than traditional plants do. Here is suggested its partial utilization by modular units with unit cost comparable to the whole plant and which work independently on the rest of the system thus positively affecting also flexibility when compared to sophisticated recovery into the whole plant.

WASTE HEAT RECOVERY SYSTEMS

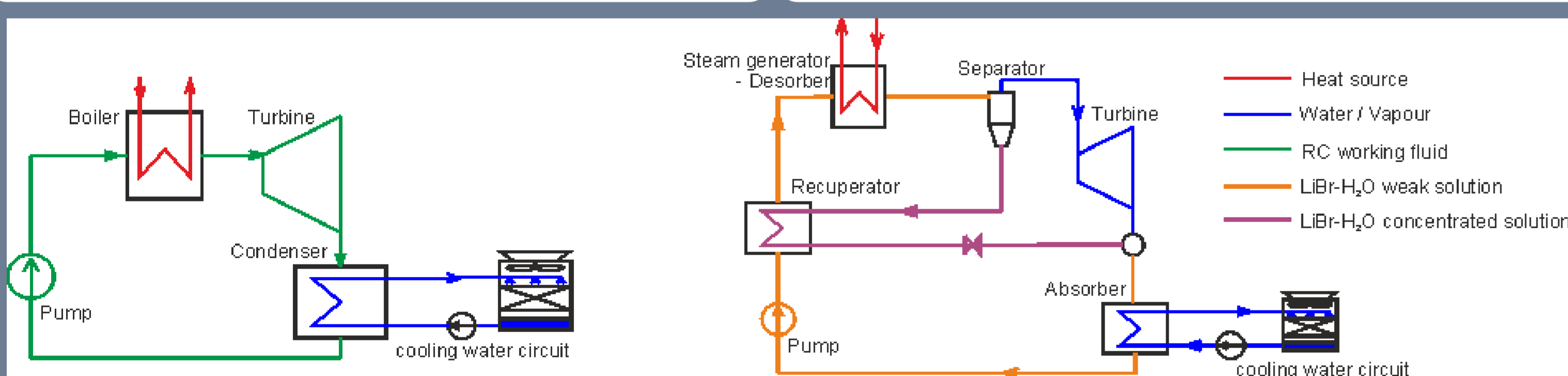
- Available as regularly supplied as nearly plug and play modular systems.
- Standalone units have advantage of higher flexibility of the whole system.
- Modules directly adjacent to the heat source

Rankine Cycles

- Steam cycle is a standard technology for larger scale and temperatures – steam microturbine
- Low T, power – Organic Rankine Cycle (ORC), best option in 300-150°C
- Currently industrial standard
- Modular simple system with series production allows low cost
- Poor feasibility at temperature <120°C due to very high irreversibility
- Available with / without recuperator

Absorption power cycles

- Changing temperature along boiling and condensation – low exergy loss
- Perspective of higher efficiency than ORC for T < 120°C
- Known for NH₃-H₂O, here novel concept using H₂O-LiBr (from cooling)
- Potential for very high turbine efficiency even for very low power
- Perspective for modularity as ORC
- Potential disadvantages in corrosion risk, operation entirely in vacuum



POWER PLANTS AND PROCESSES FOR WASTE HEAT RECOVERY

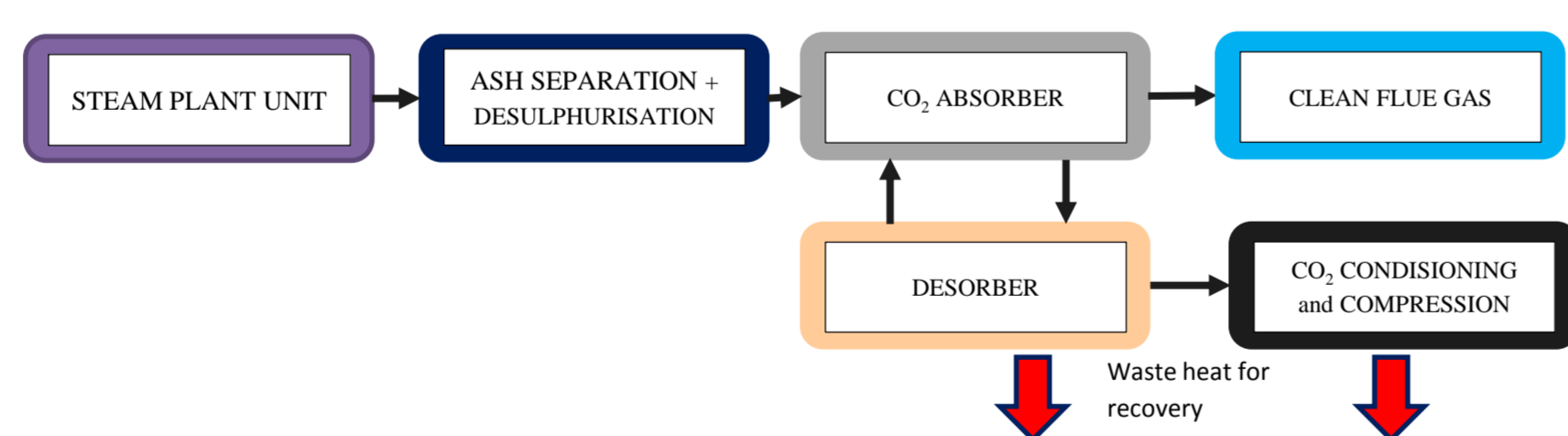
REFERENCE CASES AND MODEL INPUTS

- Lignite fired coal plant
- Approx. 250 MW capacity
- CO₂ capture ratio 90%
- Capture technology by available industrial technology

CCS system	Oxyfuel	Post-combustion	Pre-combustion
Power cycle	Subcritical PC plant (575°C/580°C, 18.3/3.6 MPa)		IGCC (515°C, 12.5 MPa)
Fuel LHV	9.75 MJ/kg		16.5 MJ/kg
W _c / A _d / S	~ 31% / ~ 41% / ~ 3%		~ 27% / ~ 18% / ~ 1.7%

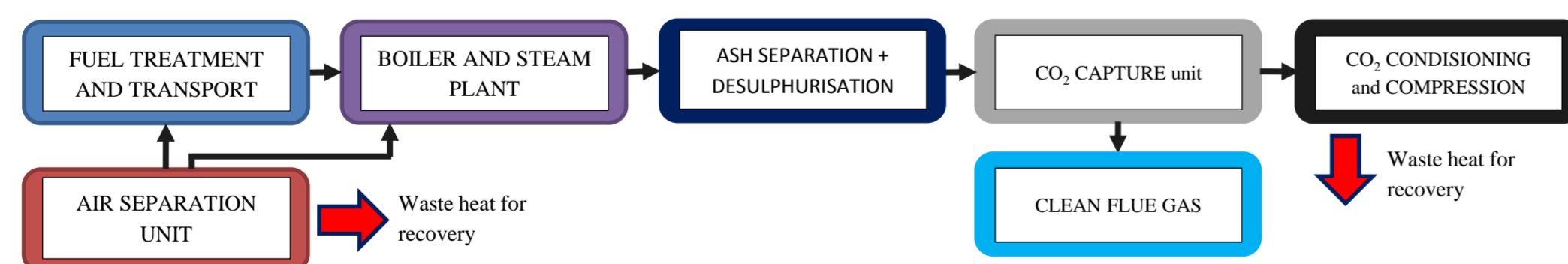
POST-COMBUSTION CCS SYSTEMS

- Wet ammonia scrubbing method
- Waste heat recovery potential low
 - Desorbed CO₂ cooling
 - CO₂ compressors cooling



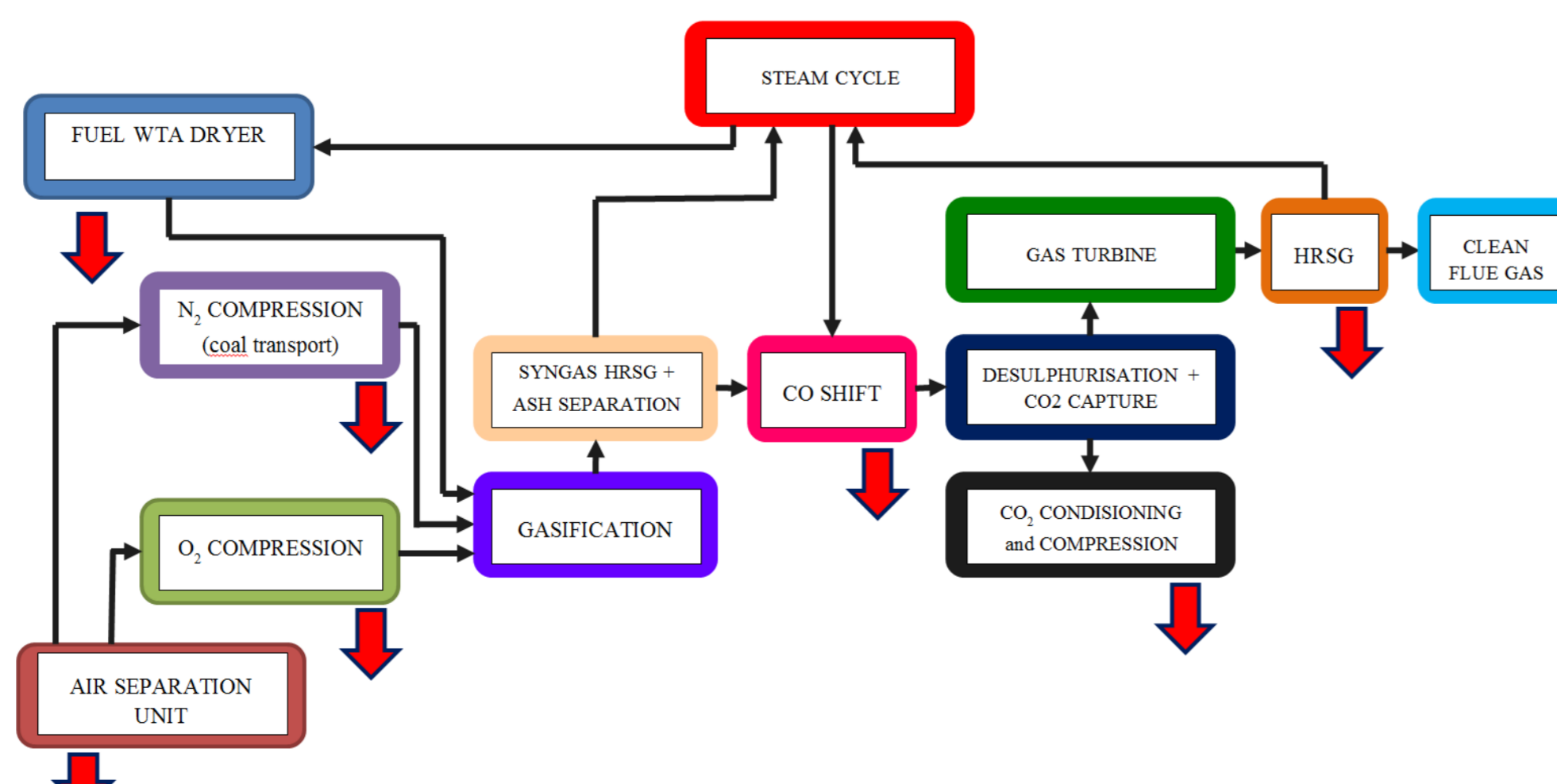
OXYFUEL CCS SYSTEMS

- Most significant potential for WHR in compressor cooling
 - ASU compressors cooling
 - CO₂ compressors cooling



PRE-COMBUSTION CCS SYSTEMS

- Most complex system with large number of utilizable waste heat streams
 - Coal drying
 - ASU compressors cooling
 - O₂ compressors cooling
 - N₂ compressors cooling
 - Syngas cooling
 - CO₂ compressors cooling
 - Aftercooling of flue gas (very low flue gas dew point)



TECHNICAL RESULTS OF WHR APPLICATION

POST-COMBUSTION CCS SYSTEMS

- Only 3.6 % of fuel heat content in utilizable streams, low temperature
- Positive effect nearly negligible

Waste heat stream	Temperature [°C]	Heat flow (% of LHV input)	WHR unit type	Power increase (% of LHV input)
CO ₂ compression IC/AC	102 (cooling fluid)	1.3	LiBr APC	0.03
Desorber heating outlet	115	2.3	Isohexane ORC	0.05
Saved cooling power	-	1.2	-	0.001

OXYFUEL CCS SYSTEMS

- WHR potential associated especially with largest parasitic load – ASU
- Already potential for 1.3 percentage point (p.p.) power increase

Waste heat stream	Temperature [°C]	Heat flow (% of LHV input)	WHR unit type	Power increase (% of LHV input)
ASU air compressors IC/AC	234 (cooling fluid)	9.0	Isohexane ORC	1.13
CO ₂ compression IC/AC	105 (cooling fluid)	7.1	LiBr APC	0.17
Saved cooling power	-	10.5	-	0.01

PRE-COMBUSTION CCS SYSTEMS

- IGCC itself (w/o CCS) has already a significant potential for WHR
- CCS integration limits standard utilization of several waste heat streams and increases heat flow in them

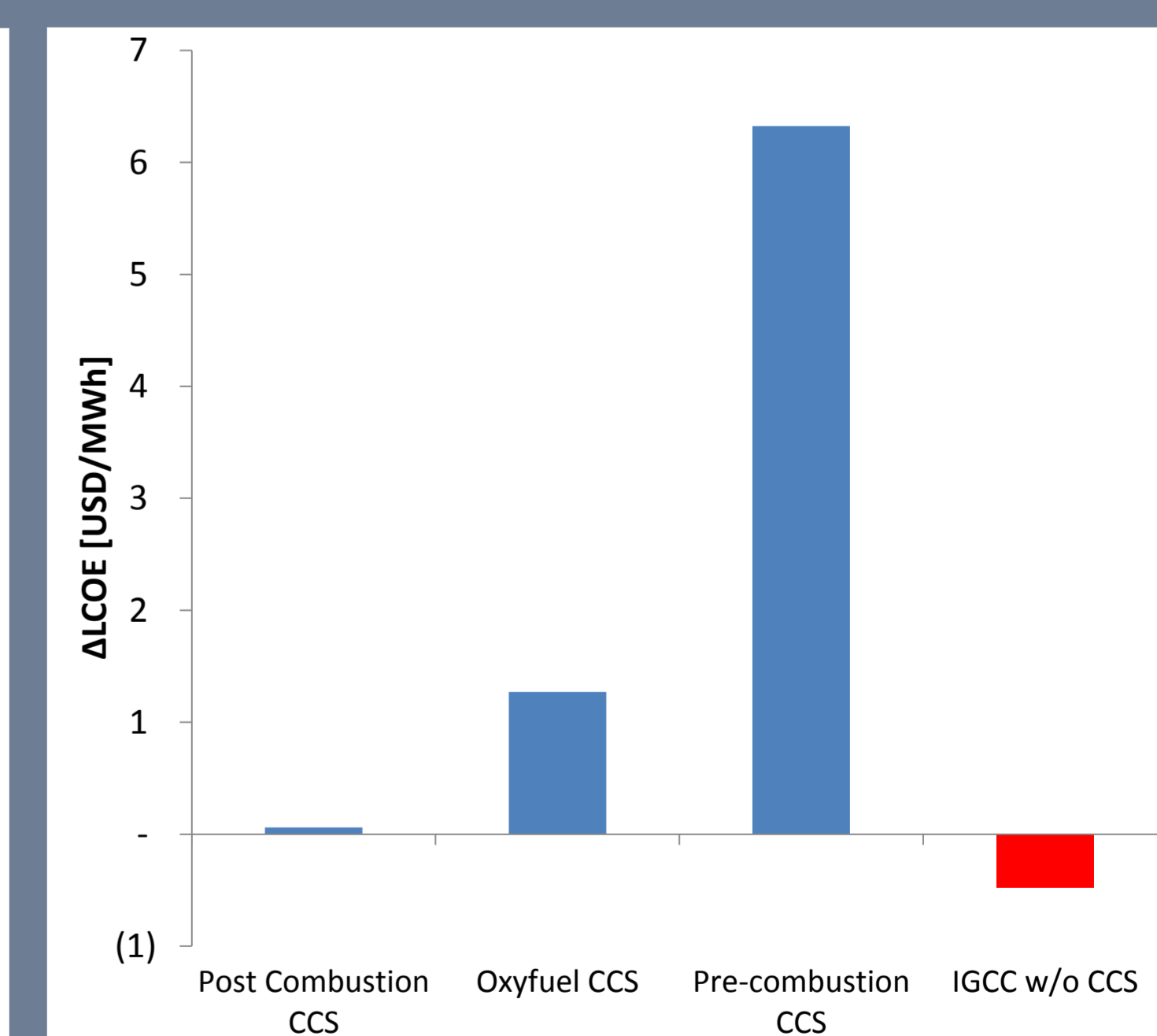
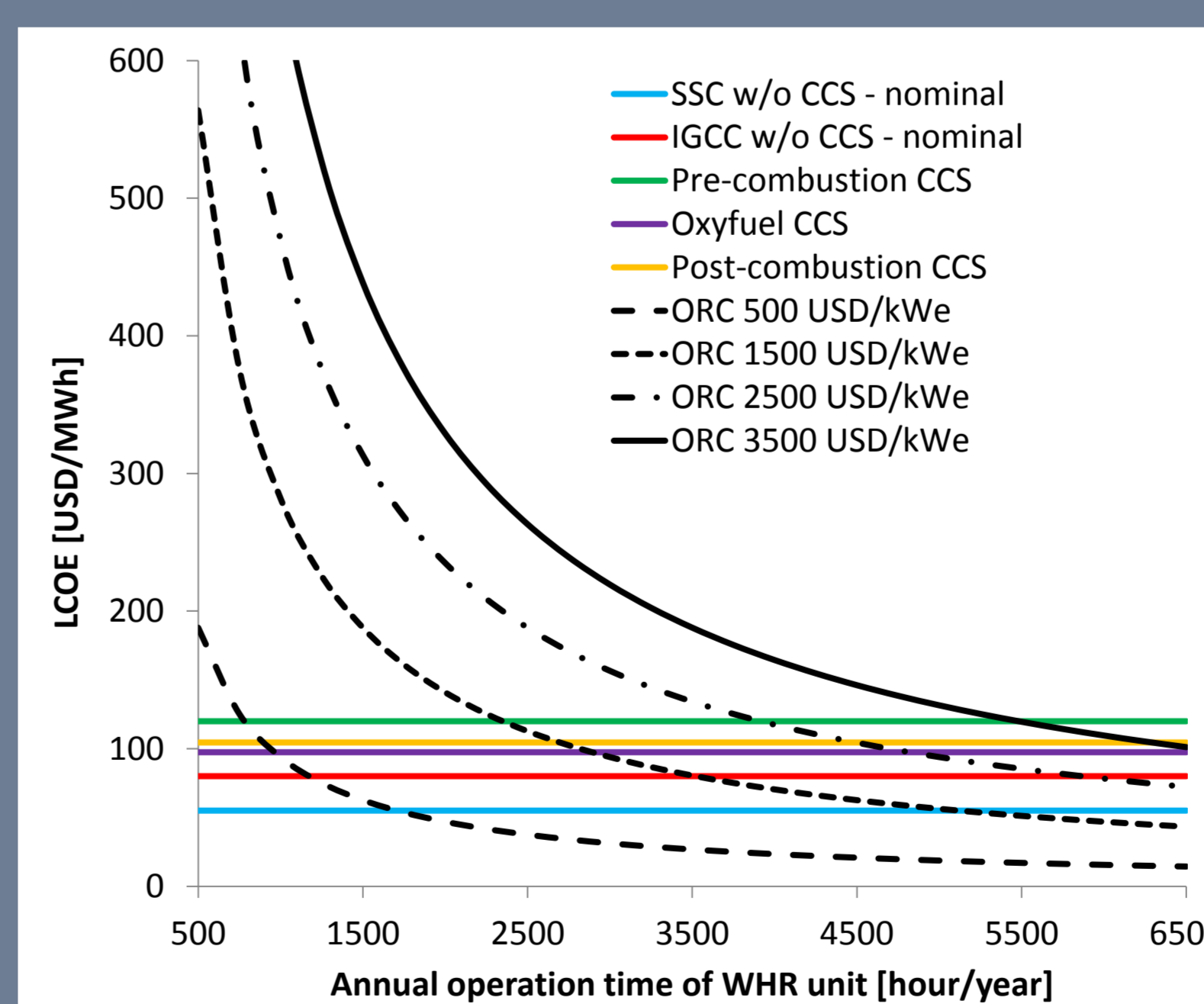
Waste heat stream	Temperature [°C]	Heat flow (% of LHV input)	WHR unit type	Power increase (% of LHV input)
ASU air compressors IC/AC	234 (cooling fluid)	3.2	Isohexane ORC	0.40
Gasifier O ₂ compressors IC/AC	246 (cooling fluid)	1.1	Isohexane ORC	0.12
Gasifier N ₂ compressors IC/AC	201 (cooling fluid)	0.3	Isohexane ORC	0.02
Coal dryer outlet vapours	110	3.3	LiBr APC	0.14
Syngas cooling (CCS / no CCS)	252 / 125	13.2 / 2.6	Isohexane ORC	3.19 / 0.11
CO ₂ compression IC/AC (CCS only)	113 (cooling fluid)	3.8	LiBr APC	0.09
Flue gas aftercooler (CCS / no CCS)	110 / 110	6.0 / 7.3	LiBr APC	0.18 / 0.20
Saved cooling power (CCS / no CCS)	-	31.9 / 10.6	-	0.03 / 0.01

OVERALL RESULTS

	PC Plant	PC plant - Oxyfuel	PC plant – post combustion	IGCC	IGCC - CCS
Original efficiency [%]	38.99	31.13	28.12	43.18	31.27
Efficiency with WHR [%]	38.99	32.44	28.20	44.18	35.45
Efficiency increase [p.p.]	0	1.31	0.08	1.01	4.18

ECONOMIC RESULTS OF WHR APPLICATION

- LCOE define by Cost Estimation Methodology for NETL Assessments of Power Plant
- Nominal capacity factor 65% for IGCC and 75% for PC plant
- Typical cost of ORC units around 1600 - 4000 \$/kWe (based on power output)
- Fuel price 2.5 USD/GJ (PC plant), 2.75 USD/GJ (IGCC plant)
- Discount rate 8%, annual price rates 1-4%
- Highest feasibility comes for most expensive power plant (IGCC) with CCS
- Lowest (negative) feasibility comes for IGCC plant without CCS



CONCLUSION

A number of processes in some CCS systems with recoverable low temperature heat are significant. Largest technical potential for WHR is in pre-combustion, where it can be utilized both in reference case and with CCS.

In case of CCS systems without WHR the IGCC efficiency comes out very similar to the oxyfuel, with WHR systems is the IGCC better in efficiency by 3 p.p.

Included baseload only into calculations. Taking into account start-ups and shutdowns may come better, especially for the IGCC without CCS.