

Refereed Proceedings

*The 13th International Conference on
Fluidization - New Paradigm in Fluidization
Engineering*

Engineering Conferences International

Year 2010

THE EFFECT OF GAS
TEMPERATURE AND VELOCITY
ON COAL DRYING IN FLUIDIZED
BED DRYER

Jaehyeon Park*

Dowon Shun, Dal-Hee Bae, Sihyun Lee, Jeong Hak Seo[†]
Jae Hyeok Park[‡]

*Korea Institute of Energy Research, jhpark@kier.re.kr

[†]Korea Institute of Energy Research

[‡]Hanyang University

This paper is posted at ECI Digital Archives.

http://dc.engconfintl.org/fluidization_xiii/101

THE EFFECT OF GAS TEMPERATURE AND VELOCITY ON COAL DRYING IN FLUIDIZED BED DRYER

Jaehyeon Park^{1,†}, Dowon Shun¹, Dal-Hee Bae¹, Sihyun Lee¹, Jeong Hak Seo¹, Jae Hyeok Park²

¹Korea Institute of Energy Research,
²Hanyang University

T: 82-42-860-3274; F: 82-42-860-3134; E: jhpark@kier.re.kr

ABSTRACT

The objective of this research work is to develop fluidized bed coal dryer to overcome the disadvantages of low rank coal with high moisture such as low calorific values, costly transportation, high emissions of pollutants, and operational problem. In this paper, laboratory scale bubbling fluidized bed was used to dry high moisture, low-rank Indonesian coal to produce low moisture, high-rank coal. The effects of temperature, gas velocity and bed height to diameter ratio (L/D) on drying rate were studied to obtain information relating to optimum operating conditions. Coal characterizations (proximate analysis, ultimate analysis, Thermogravimetric Analysis (TGA), BET, Higher Heating Value (HHV), Lower Heating Value (LHV)) were performed to identify the effect of the change of moisture content. This investigation aims to study the drying process under moderated heating conditions.

As a result of the experiments the conclusion is that the thermal fluidized bed process can be successfully applied to reducing moisture in Indonesian coal. Results also indicate that about 80~90% of total moisture could be reduced, including some of the inherent moisture, yielding high heating value product. The drying rate of coal in a fluidized bed is increased by increasing the temperature and velocity of the drying gas. However gas temperature had limitations causing from the spontaneous combustion and gas velocity has to be decided considering energy efficiency.

INTRODUCTION

The high moisture content and low calorific values make the transportation of the lignite costly in the as-mined state, even though lignite resources amount to 1025 billion tons (Gt) and another 207 Gt reserves worldwide (1). And if the lignite is combusted with high moisture content, it causes higher flue gas flow rate resulting in lower plant efficiency. It could be economically treated for further processing such as combustion, gasification and liquefaction after appropriate drying processes. And a better understanding of the drying process would improve the development of the use of these low-grade coals.

Among various drying technologies, fluidized bed drying has the advantage of temperature control due to uniformity of bed temperature and high drying rate. It offers a way of drying coal in more economical and environmentally acceptable means. Drying can be done in any state of fluidization, however the optimum conditions is highly related to drying gas temperature and gas velocity (2, 3, 4).

The BET surface areas before and after drying were 6.3 m²/g and 6.5 m²/g, respectively.

Table 1 Properties of high moisture Indonesian coal

<i>Proximate analysis</i>		<i>Ultimate analysis (wt% arb)</i>	
Moisture (%)	35.94	Carbon	45.75
Ash (%)	1.71	Hydrogen	7.03
Volatile matter (%)	35.30	Nitrogen	0.68
Fixed carbon (%)	27.05	Sulphur	0.03
Higher heating value (kcal/kg)	5900	Oxygen	44.80
Lower heating value (kcal/kg)	4990		

Table 2 Properties of dried Indonesian coal

<i>Proximate analysis</i>		<i>Ultimate analysis (wt% arb)</i>	
Moisture (%)	5.22	Carbon	66.65
Ash (%)	2.31	Hydrogen	5.07
Volatile matter (%)	47.16	Nitrogen	0.89
Fixed carbon (%)	45.31	Sulphur	0.02
Higher heating value (kcal/kg)	6120	Oxygen	25.06
Lower heating value (kcal/kg)	5800		

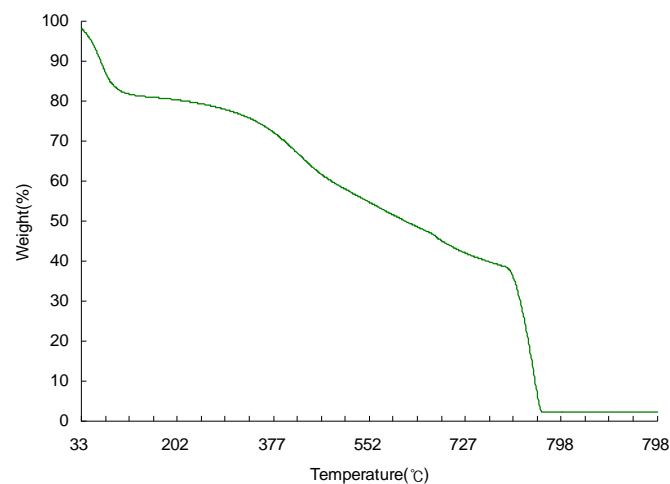


Figure 2. Thermogravimetric curve graph of Indonesian coal

RESULTS AND DISCUSSION

Figure 3 shows the moisture contents as a function of time for various gas temperatures at constant gas velocity and length to diameter ratio (L/D). The drying

rate curves obtained from Figure 3 are shown in Figure 4. The slopes of the curves in Figure 3 designate rate of drying. It is seen that the drying rate increases as the gas temperature increases. In Figure 5, temperature distribution in fluidized bed dryer at 150°C of gas temperature are shown. The results indicate that most of heats from the drying gas are utilized for the removal of moisture in coal showing that the fluidized bed drying is useful method in terms of energy efficiency.

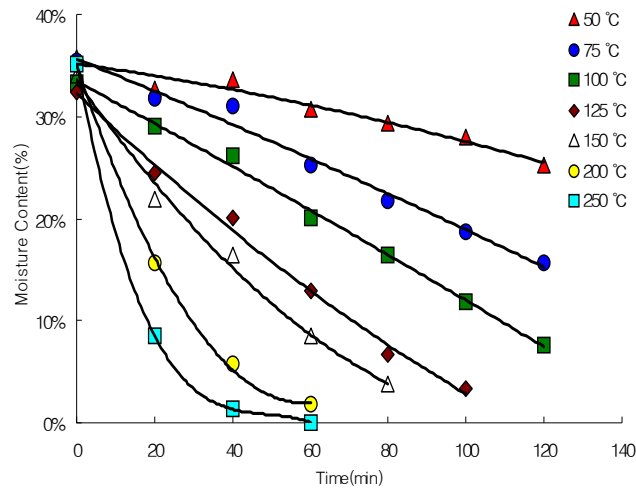


Figure 3. The effect of gas temperature on moisture content of coal ($U=0.3$ m/s, $L/D=4.0$)

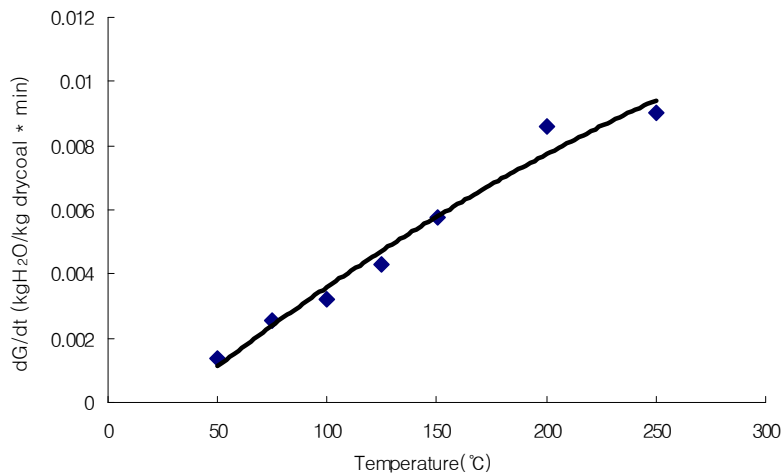


Figure 4. Drying rate for coal vs. gas temperature ($U=0.3$ m/s, $L/D=4.0$)

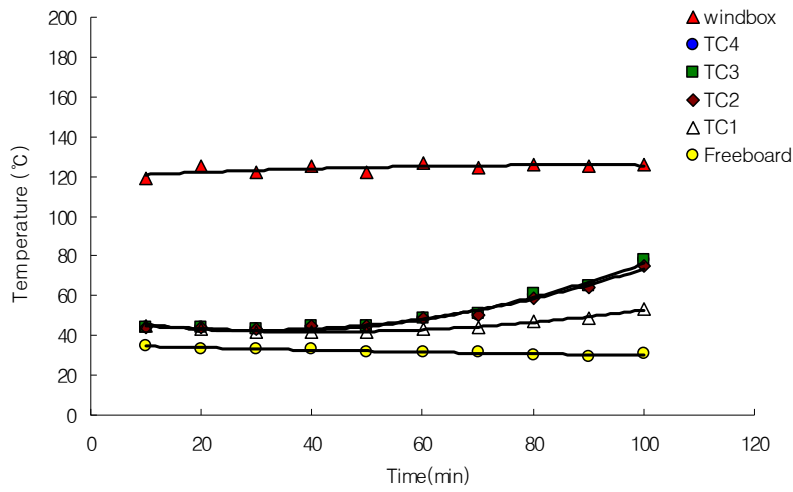


Figure 5. Temperature distribution in fluidized bed dryer at 150°C of gas temperature ($U=0.3$ m/s, $L/D=4.0$)

Figure 6 shows the moisture contents for various gas velocities at constant gas temperature and length to diameter ratio (L/D). The drying rate curves obtained from Figure 6 are shown in Figure 7. It is seen that the drying rate increases as the gas velocity increases. It is obvious that the heats to the coal particles for the drying of coal increases as the gas velocity increases and, in turn, the drying rate increases. However, if the gas velocity increases over limited value, the energy efficiency will decrease since wasted heats to the atmosphere increases. Therefore, the optimum gas velocity needs to be decided for the optimum drying condition.

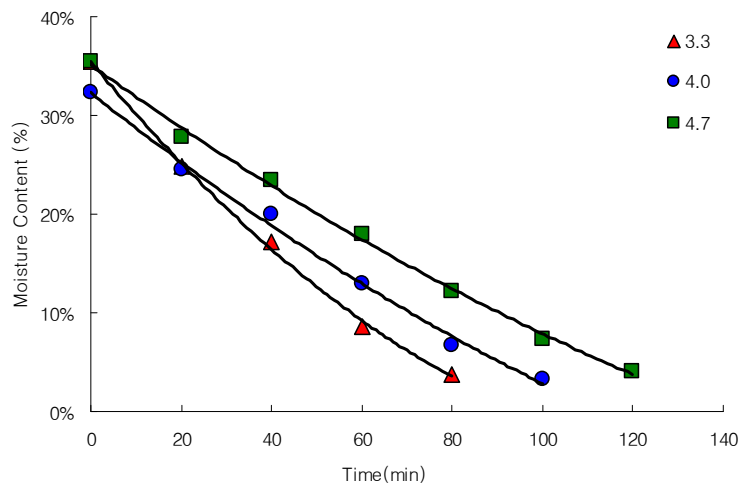


Figure 6. The effect of gas velocity on moisture content of coal ($T_{\text{gas}} = 150^\circ\text{C}$, $L/D=4.0$)

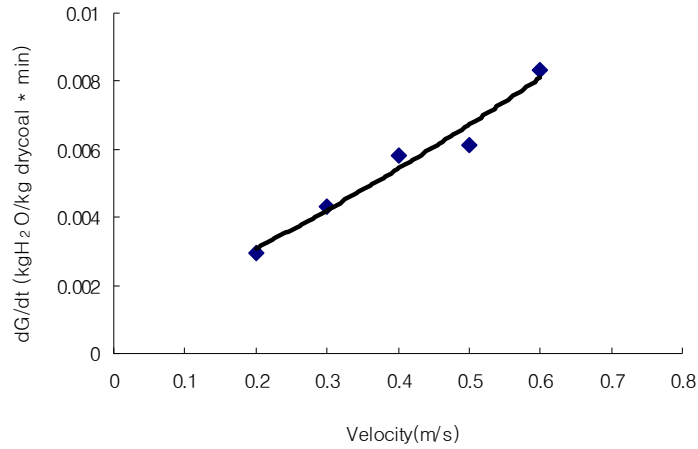


Figure 7. Drying rate for coal vs. gas velocity ($T_{\text{gas}} = 150^{\circ}\text{C}$, $L/D=4.0$)

Figure 8 shows the moisture contents for various L/D at constant gas temperature and gas velocity. The drying rate curves obtained from Figure 8 are shown in Figure 9. It is found that the drying rate decreases as L/D increases. Since the amount of coals dried increases as L/D increases, the drying efficiency of fluidized bed could be increased even though the drying rate decreases. Since there is a limitation in bed height for the fluidized bed dryer, optimum L/D value also needs to be decided for the efficient coal drying.

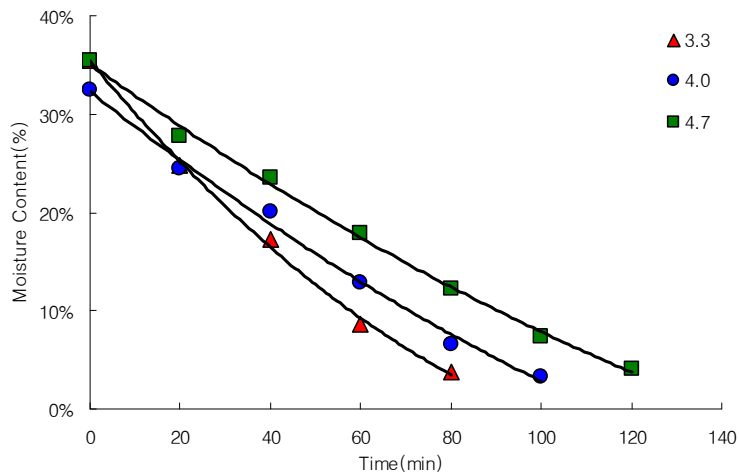


Figure 8. The effect of L/D on moisture content of coal ($T_{\text{gas}} = 125^{\circ}\text{C}$, $u = 0.3$ m/s)

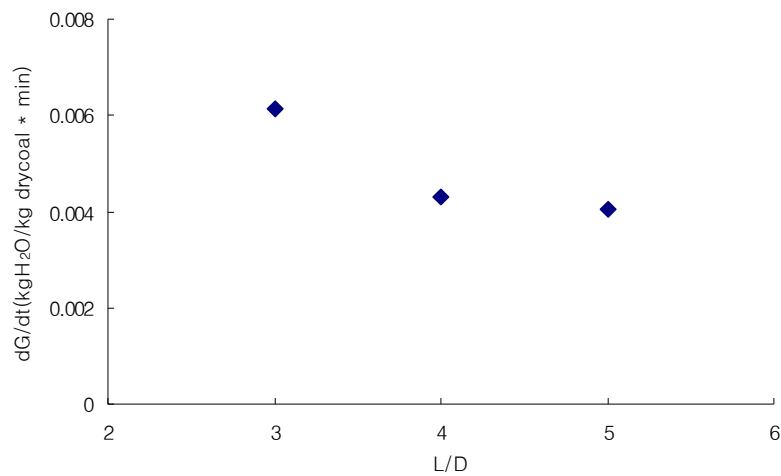


Figure 9. Drying rate for coal vs. L/D ($T_{\text{gas}} = 125^{\circ}\text{C}$, $u = 0.3 \text{ m/s}$)

CONCLUSIONS

A laboratory-scale bubbling fluidized bed drying experiments of Indonesian coal were performed to identify the optimal operation conditions. It has confirmed that the drying of moisture from coal particles in a fluidized bed was increased by increasing the drying gas temperature and velocity.

Drying of coal has a significant positive effect on performance of existing and newly constructed power plants. Furthermore, the improvement of heating values of dried coal will have advantages on plant capital cost.

Fluidized bed drying is an advanced technology for high moisture, low rank coal such as lignites and sub-bituminous coals. In addition, fluidized bed drying seems to be a practical method for the removal of moisture content of high moisture, low rank coal in points of energy efficiency and economical view.

ACKNOWLEDGEMENT

This work was supported by the Korea Institute of Energy Technology Evaluation and Planning (KETEP).

REFERENCES

1. Thomas Thielemann, Sandro Schmidt, J. Peter Gerling (2007). "Lignite and hard coal: Energy suppliers for world needs until the year 2100 — An outlook", *International Journal of Coal Geology* 72 (2007) 1–14.
2. Edward K. Levy, Hugo S. Caram, Zheng Yao, Zhang Wei and Nenad Sarunac (2006). "Kinetics of coal drying in bubbling fluidized beds", *Proceedings Fifth World Congress on Particle Technology*, Orlando, Florida.
3. Nenad Sarunac, Mark Ness and Charles Bullinger (2007), "One year of operating experience with a prototype fluidized bed coal dryer at coal creek generating station", *Third International Conference on Clean Coal Technologies for our Future*, May 15-17 2007, Cagliari, Sardinia, Italy.

4. M. Komatina, V. Manovic, and A. Saljnikov (2007), "A Model of Coal Particle Drying in Fluidized Bed Combustion Reactor", *Energy Sources, Part A*, 29:239-250.
5. B. Palàncz, (1983). "A mathematical model for continuous fluidized bed drying", *Chemical Engineering Science*, 38(7), 1045-1059.
6. Li Xianchun, Song Hui, Wang Qi, Meesri Chatphol, Wall Terry, Yu Jianglong (2009). "Experimental study on drying and moisture re-adsorption kinetics of an Indonesian low rank coal.", *Journal of Environmental Sciences* 21(Supplement 1): S127-130.